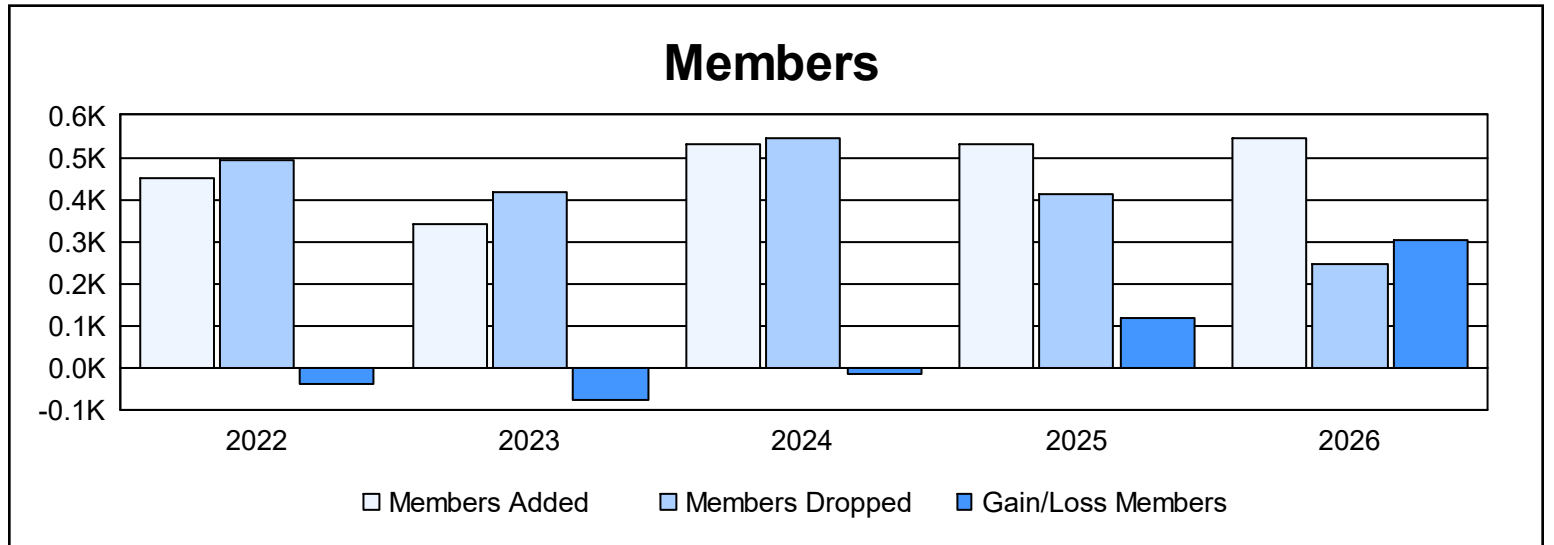
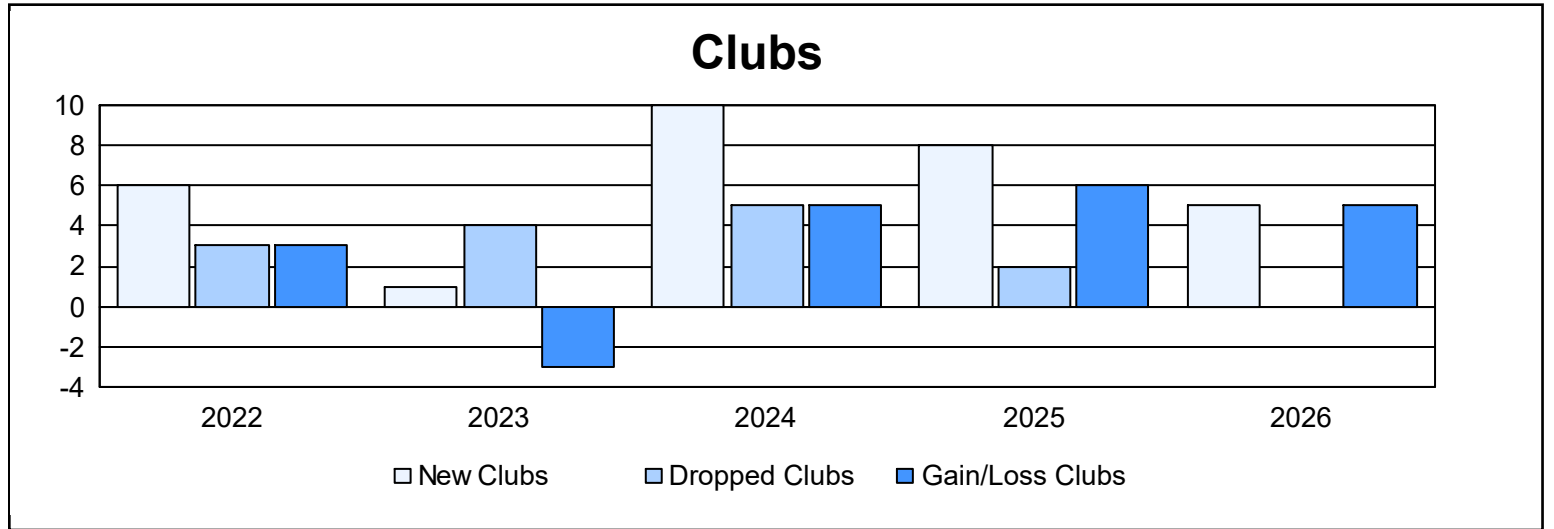
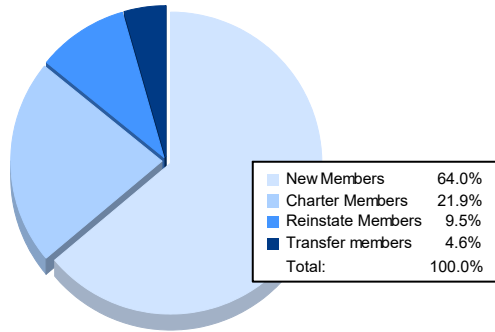


Year	New Clubs	Dropped Clubs	Gain/ Loss Clubs	New Members	Charter Members	Reinstate Members	Transfer Members	Total Member Added	Total Members Dropped	Gain/ Loss Members
2021-2022	6	3	3	232	172	27	20	451	491	-40
2022-2023	1	4	-3	244	51	17	29	341	418	-77
2023-2024	10	5	5	166	258	92	15	531	545	-14
2024-2025	8	2	6	236	188	40	66	530	412	118
2025-2026	5	0	5	350	120	52	25	547	246	301
<b>Average</b>	<b>6</b>	<b>3</b>	<b>3</b>	<b>246</b>	<b>158</b>	<b>46</b>	<b>31</b>	<b>480</b>	<b>422</b>	<b>58</b>



### Membership Composition April 2026 Cumulative



### Gender Composition April 2026 Cumulative

